
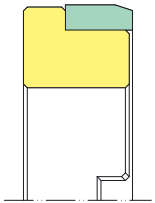

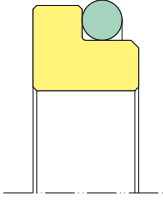

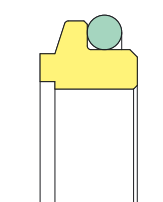

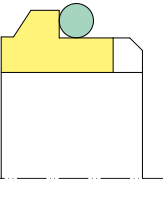

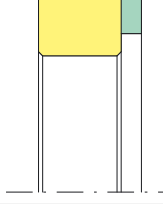

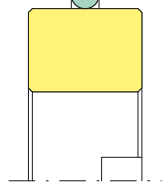


## SEDES ESTACIONÁRIAS

 Elastômeros  Face Estacionária

TIPO	FORMATO	ASSENTOS					ELASTÔMEROS				
		Cerâmica	Carbeto de Silício	Carbeto de Tungstênio	Carvão	Aço Inox 304	Nitrílica	E.P.D.M.	Viton®	Teflon®	Teflon® Encapsulado
FLA FLM	 		✓	✓	✓	✓				✓	
G04 G06	 		✓	✓	✓	✓	✓	✓	✓		✓
G13	 		✓	✓	✓	✓	✓	✓	✓		✓
G09	 		✓	✓	✓	✓	✓	✓	✓		✓
ANE	 	✓	✓	✓		✓	✓	✓			✓
SQU	 	✓	✓	✓	✓	✓	✓	✓			✓